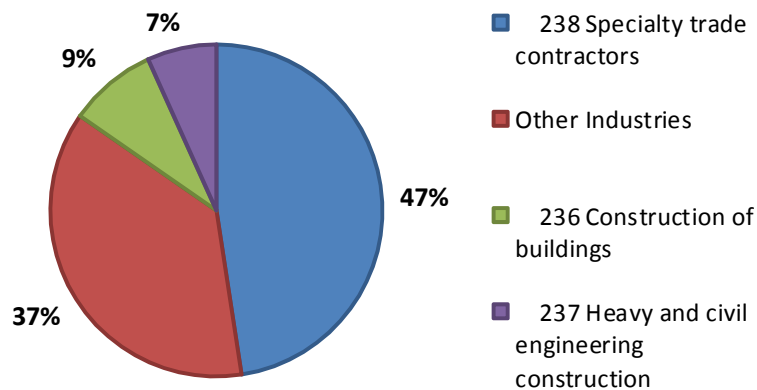


Sector Description

Trades workers in this sector are primarily engaged in employment related to constructing, repairing and renovating buildings heavy and civil engineering works, and in subdividing and developing land. Heavy and civil engineering projects are also included. They may also be employed in positions related to manufacturing, utilities and mining.

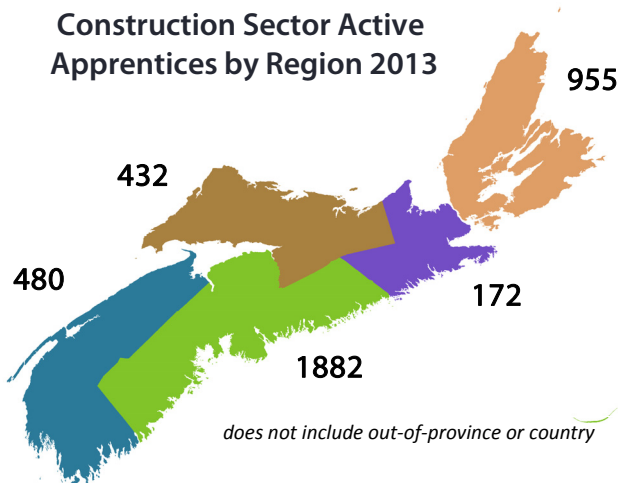
Construction Sector Main Industries



Pre-Apprenticeship/Apprenticeship Statistics

Active Apprentices as of Dec. 31/13	3941
Active Apprentices as of Dec. 31/12	3794
# Female Apprentices 2013	141
# Female Apprentices 2012	121
New Apprentices 2013	1033
Youth Apprentices 2013, Age 16-19	89
Graduations 2013 (NSCC)	764
Total Enrollment	1436
Apprenticeable Trades	19 of 31
Trades Eligible for Red Seal	29 of 31

Construction Sector Active Apprentices by Region 2013



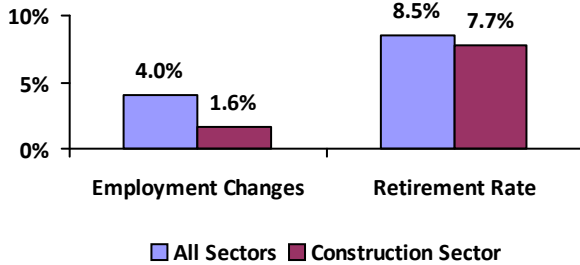
Construction Trades

- Blaster
- Boilermaker
- Bricklayer
- Carpenter
- Concrete Finisher
- Construction Craft Worker
- Construction Electrician
- Floorcovering Installer
- Gas Fitter
- Glazier
- Heavy Equipment Operator
- Insulator (Heat and Frost)
- Ironworker (Generalist)
- Ironworker (Reinforcing)
- Ironworker (Structural/Ornamental)
- Lather (Interior Systems Mechanic)
- Mobile Crane Operator
- Mobile Crane Operator (Hydraulic)
- Oil Heat System Technician
- Painter and Decorator
- Plumber
- Powerline Technician
- Refrigeration and Air Conditioning Mechanic
- Restoration Stone Mason
- Roofer
- Sheet Metal Worker
- Sprinkler System Installer
- Steamfitter/Pipefitter
- Tilesetter
- Tower Crane Operator
- Welder

Employment Outlook

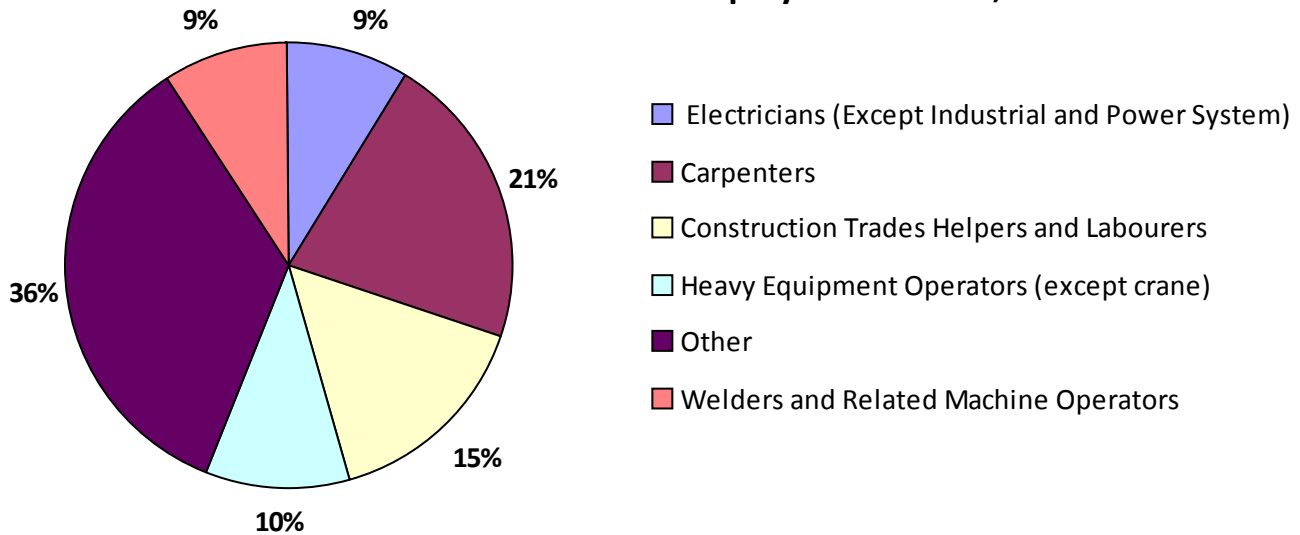
Workforce Statistics

Construction Sector Employment Forecast (2011-16)

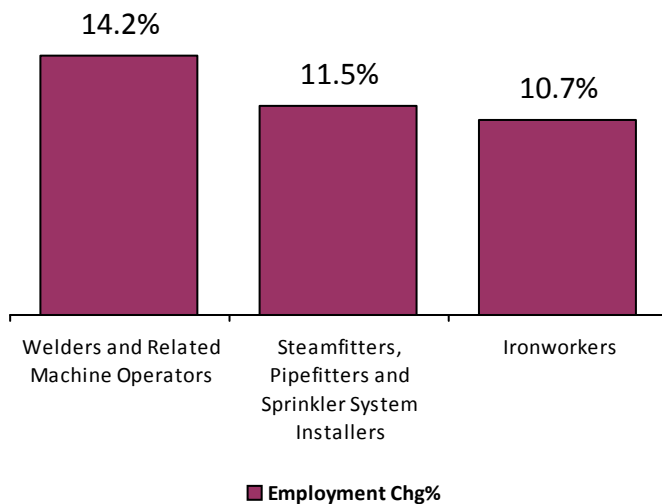


	NS	Canada
Employment 2011	27,605	964,385
% Females	2.4%	3.4%
% Self-Employed	12.8%	16.6%
% with Post-Secondary Credential	62.8%	58.5%
Employment Change 2006-11	-2.5%	-3.1%
EI Claims, Average Monthly	13,276	NA
Temporary Foreign Workers (as of Dec. 1/13)	64	9,730

Construction Sector Employment Shares, 2011



Occupations with Largest Projected Changes



Occupations with Largest Projected Retirement Rates

